

FITNESS

TCCRX
PROFESSIONAL LINE

NOVITÀ/NEW ITEMS 2023

TOORX
PROFESSIONAL LINE

tapis roulant
treadmills

TRX3500


COD. TRX-3500



- **MOTORE 4,5/7 (Peak) HP AC - garanzia 5 anni per uso domestico**
MOTOR 4,5/7 (Peak) HP AC - 5 years warranty for home use
- **VELOCITÀ 0,8 - 24,0 Km/h 0,1 km/h con incremento di 0,1 km/h**
SPEED 0,8 - 24,0 Km/h 0,1 km/h increasing
- **PIANO DI CORSA 600 x 1640 mm - spessore nastro 2,0 mm**
RUNNING BOARD 600 x 1640 mm - belt thickness 2,0 mm
- **INCLINAZIONE elettrica 15% su 15 livelli**
INCLINE 15% with 15-level incline
- **RILEVAZIONE CARDIO hand pulse Ricevitore Polar wireless per fascia cardio integrato. Fascia cardio TOORX inclusa**
HEART RATE hand pulse. built-in wireless pulse receiver. Toorx chest belt included
- **CONSOLE 7 display LED bianchi + 1 display con grafico a LED blu. Informazioni: tempo, inclinazione, velocità, step, calorie, distanza, pulse, pace, MET s, temperatura**
CONSOLE 7 white LED displays + 1 LED blue display with diagram. Functions: time, incline, speed, steps, calorie, distance, pulse, pace, METs, temperature
- **PROGRAMMI HRC, Custom, Manual, Hill, Fat Burn, Target, Cardio, Strength, Fit Test**
PROGRAMS HRC, Custom, Manual, Hill, Fat Burn, Target, Cardio, Strength, Fit Test
- **PESO MASSIMO UTILIZZATORE 160 kg**
MAX USER WEIGHT 160 kg
- **DOTAZIONI ingresso per lettore MP3 e casse acustiche - ingresso USB. Supporto per smartphone /tablet. App Ready 3.0 - Sistema Bluetooth intelligente integrato. Compatibile con Zwift App e Kinomap fitness App (abbonamento non incluso).**
EQUIPMENT audio input for MP3 player and loudspeakers - USB door. Smartphone/tablet holder. App Ready 3.0 - Built-in Bluetooth intelligent. Compatible with Zwift App and Kinomap fitness App (subscription not included).
- **DIMENSIONI 2100x930x1610 mm**
SET UP SIZE 2100 x 930 x 1610 mm

TRX3500 TFT

COD. TRX-3500TFT



- **MOTORE 4,5/7 (Peak) HP AC - garanzia 5 anni per uso domestico**
MOTOR 4,5/7 (Peak) HP AC - 5 years warranty for home use
- **VELOCITÀ 0,8 - 24,0 Km/h 0,1 km/h con incremento di 0,1 km/h**
SPEED 0,8 - 24,0 Km/h 0,1 km/h increasing
- **PIANO DI CORSA 600 x 1640 mm - spessore nastro 2,0 mm**
RUNNING BOARD 600 x 1640 mm - belt thickness 2,0 mm
- **INCLINAZIONE elettrica 15% su 15 livelli**
INCLINE 15% with 15-level incline
- **RILEVAZIONE CARDIO** cardio hand pulse Ricevitore Polar wireless per fascia cardio integrato. Fascia cardio TOORX inclusa
HEART RATE hand pulse. built-in wireless pulse receiver. Toorx chest belt included
- **CONSOLE 15,6" TFT HD touch screen. App pre-installate: Chrome, Facebook, Twitter, Instagram, Youtube, Netflix*, Spotify*, Prime Video*. * Abbonamento non incluso. Informazioni: velocità, inclinazione, tempo, distanza, calorie, pulse**
CONSOLE 15,6" TFT HD touch screen. App pre-installed: Chrome, Facebook, Twitter, Instagram, Youtube, Netflix*, Spotify*, Prime Video*. * Subscription not included. Functions: speed, incline, time, distance, calories, pulse
- **PROGRAMMI Quick start/Real mode (6) / Target mode(3)/Training mode(5)**
PROGRAMS Quick start/Real mode (6) / Target mode(3)/Training mode(5)
- **PESO MASSIMO UTILIZZATORE 160 kg**
MAX USER WEIGHT 160 kg
- **DOTAZIONI** supporto per smartphone/tablet. Ingresso per lettore MP3 e casse acustiche - wireless station per ricarica smartphone e tablet, se supportato dal dispositivo. App Ready 3.0 - Sistema Bluetooth intelligente integrato. Compatibile con Zwift App e Kinomap fitness App (abbonamento non incluso).
EQUIPMENT smartphone/tablet holder included. Audio input for MP3 player and loudspeakers. Wireless charging station for smartphone and tablet if supported by your devices App Ready 3.0 - Built-in Bluetooth intelligent. Compatible with Zwift App and Kinomap fitness App (subscription not included).
- **DIMENSIONI 2100x930x1610 mm**
SET UP SIZE 2100x930x1610 mm


TCORX
PROFESSIONAL LINE

panche multiuso
multi-purpose benches

WBX900

COD. WBX-900

PROFESSIONALE
FULL COMMERCIAL



- PESO MASSIMO STRUTTURA (UTILIZZATORE + CARICO PESI) 550 Kg
MAX STRUCTURE WEIGHT (USER + LOADED WEIGHTS) 550 Kg
- DIMENSIONI PRODOTTO 1210x742x450 mm
SET UP SIZE 1210x742x450 mm
- STRUTTURA TUBOLARE in acciaio rinforzato a sezione rettangolare 75x50x2,5 mm
TUBING SECTION reinforced-steel rectangular tube 75x50x2,5 mm
- CUSCINERIA spessore 70 mm
SADDLERY 70 mm thickness
- INCLINAZIONE SEDILE regolabile su 4 livelli (0-30°)
SADDLE INCLINE 4-level adjustment (0-30°)
- INCLINAZIONE SCHIENALE regolabile su 10 livelli (0-85°)
BACKREST INCLINE 10-level adjustment (0-85°)

ASX5000

COD. ASX-5000

OPTIONAL



COD. J-ARMSASX5000
Jammer arms per ASX-5000
Jammer arms for ASX-5000
Cod. EAN 8029975805894



COD. LAT-SEATASX5000
Lat seat per ASX-5000
Lat seat for ASX-5000
Cod. EAN 8029975805900




COD. LEG-PRESS4-5
Leg press per ASX-4000 e ASX-5000
Leg press for ASX-4000 and ASX-5000
Cod. EAN 8029975805917



COD. W-HOLDERASX5000
Perno porta pesi per ASX-5000
Weight plates holder for ASX-5000
Cod. EAN 8029975805924



COD. M-BARASX5000
Multifunctional bar per ASX-5000
Multifunctional bar for ASX-5000
Cod. EAN 8029975805948



- PESO MASSIMO UTILIZZATORE 135 Kg
MAX USER WEIGHT 135 Kg
- PULLEY regolabile 266x1841 mm su 22 livelli interasse 75 mm
PULLEYS adjustable on 22 levels (266x1841 mm) distance 75 mm
- J-CUP/SAFETY SPOTTER ARMS Extra strong spessore 5 mm con protezione UHMW (Ultra High Molecular Weight). Regolabile 316-1816 mm su 31 livelli interasse 50 mm
J-CUP/SAFETY SPOTTER ARMS Extra strong - 5 mm thickness with UHMW (Ultra High Molecular Weight) protection pads, adjustable on 31 levels (316-1816 mm) distance 50 mm
- DIMENSIONE PRODOTTO 1944x 1670x2170 mm
SET UP SIZE 1944x1670x2170 mm
- STRUTTURA TUBOLARE a sezione rettangolare 50x70 mm - spessore 2,5 mm/2 mm e quadrata 50x50 mm - spessore 2 mm
TUBING SECTION rectangular tubing 50x70 mm - thickness 2,5 mm/2 mm and square tubing 50x50 mm - thickness 2 mm
- BILANCIERE 1944mm, scorrimento su cuscinetti a sfera, 2 sicurezze con gancio regolabile, regolabili su 11 posizioni (539 - 1861 mm), passo 150 mm. Diametro porta dischi da 50 mm. Sistema brevettato di aggancio bilanciere ai pacchi peso.
BARBELL 1944mm, linear bearings sliding, 2 safety systems with hook to avoid barbell falling, vertically adjustable on 11 levels (539 - 1861 mm), distance 150 mm. Weight plate holder diameter suitable for ø50 mm weight plates. Patented system to link the barbell to the weight stacks.
- DOTAZIONI/NOTE 3-IN-1 dual pulley, smith machine, rack. 2 J-hook, coppia fermi di sicurezza bilanciere con rulli gambe in foam, barra trazioni multi presa, parallele, porta bilanciere, 4 porta dischi ø50 mm, 4 ferma dischi a molla ø49 mm, 2 ferma dischi a molla ø47 mm. Attachments : cavigliera, corda, catena, landmine, 2 maniglie trazioni con catena regolabile, barra tricipiti, barra tricipiti dritta, bilanciere e bilanciere CURL, pedana antiscivolo.
EQUIPMENT/NOTES 3-IN-1 dual pulley, smith machine, rack. 2 J-hooks, 2 safety spotter arms with 1 set leg holder foam, multi-grip chin-up bar, dip up bar, barbell storage, 4 weight plates holders for ø50 mm plates, 4 olympic spring clips ø49 mm, 2 spring clips ø47 mm. Attachments : ankle strap, rope, chain, landmine, 2 Y- handles with adjustable chain, V-bar, short straight bar, straight bar and curved bar, non-slip metal footplate.

ASX4000

COD. ASX-4000

OPTIONAL



COD. LEG-PRESS4-5

Leg press per ASX-4000 e ASX-5000
Leg press for ASX-4000 and ASX-5000
Cod. EAN 8029975805917



- **PESO MASSIMO UTILIZZATORE 150 Kg**
MAX USER WEIGHT 150 Kg
- **PULLEY regolabile 264-1839 mm su 22 livelli interasse 75 mm**
PULLEYS adjustable on 22 levels (264-1839 mm) distance 75 mm
- **J-CUP/SAFETY SPOTTER ARMS Extra strong spessore 5 mm con protezione UHMW (Ultra High Molecular Weight). Regolabile 314-1814 mm su 31 livelli interasse 50 mm**
J-CUP/SAFETY SPOTTER ARMS Extra strong - 5 mm thickness with UHMW (Ultra High Molecular Weight) protection pads, adjustable on 31 levels (314-1814 mm) distance 50 mm
- **DIMENSIONE PRODOTTO 1516x1938x2167 mm**
SET UP SIZE 1516x1938x2167 mm
- **STRUTTURA TUBOLARE a sezione rettangolare 50x70 mm - spessore 2 mm / 2,5 mm e quadrata 50x50 mm - spessore 3 mm**
TUBING SECTION rectangular tubing 50x70 mm - thickness 2 mm / 2,5 mm and square tubing 50x50 mm - thickness 3 mm
- **BILANCIERE 1936 mm, scorrimento su cuscinetti a sfera, 2 sicurezze con gancio regolabile, regolabili su 12 posizioni (622 - 1832 mm), passo 110 mm. Diametro porta dischi da 50 mm.**
BARBELL 1936 mm, linear bearings sliding, 2 safety systems with hook to avoid barbell falling, vertically adjustable on 12 levels (622 - 1832 mm), distance 110 mm. Weight plate holder diameter suitable for ø50 mm weight plates.
- **DOTAZIONI/NOTE 3-IN-1 dual pulley, smith machine, rack, 2 J-hook, coppia fermi di sicurezza bilanciere con rulli gambe in foam, barra trazioni, parallele, porta bilanciere, 6 porta dischi ø50 mm, 8 ferma dischi a molla ø49 mm. Attachments : cavigliera, corda, landmine, 2 maniglie trazioni regolabili, barra tricipiti, barra tricipiti dritta, bilanciere e bilanciere CURL.**
EQUIPMENT/NOTES 3-IN-1 dual pulley, smith machine, rack, 2 J-hooks, 2 safety spotter arms with 1 set leg holder foam, chin-up bar, dip up bar, barbell storage, 6 weight plates holders for ø50 mm plates, 8 olympic spring clips ø49 mm. Attachments : ankle strap, rope, landmine, 2 adjustable Y- handles, V-bar, short straight bar, straight bar and curved bar.

ASX3000


COD. ASX-3000



- PESO MASSIMO UTILIZZATORE 150 Kg
MAX USER WEIGHT 150 Kg
- J-CUP/SAFETY SPOTTER ARMS Extra strong spessore 5 mm con protezione UHMW (Ultra High Molecular Weight). Regolabile 429-1869 mm su 17 livelli interasse 50 mm
- J-CUP/SAFETY SPOTTER ARMS Extra strong - 5 mm thickness with UHMW (Ultra High Molecular Weight) protection pads, adjustable on 17 levels (429-1869 mm) distance 50 mm
- DIMENSIONE PRODOTTO 1610x1650x2310 mm
SET UP SIZE 1610x1650x2310 mm
- DIMENSIONE CHIUSO 820x1650x2310 mm
FOLDED SIZE 820x1650x2310 mm
- STRUTTURA TUBOLARE a sezione quadrata 50x50 mm e 60x60 mm - spessore 2 mm
TUBING SECTION square tubing 50x50 mm and 60x60 mm - thickness 2 mm
- BILANCIERE 1743mm, scorrimento su cuscinetti a sfera, 2 sicurezze con gancio regolabile, regolabili su 16 posizioni (455 - 1805 mm), passo 90 mm.
Diametro porta dischi da 50 mm.
BARBELL 1743mm, linear bearings sliding, 2 safety systems with hook to avoid barbell falling, vertically adjustable on 16 levels (455 - 1805 mm), distance 90 mm. Weight plate holder diameter suitable for ø50 mm weight plates.
- DOTAZIONI/NOTE 4-IN-1 dual pulley&row, lat machine, smith machine, rack. Pieghevole salva-spazio. Manubri, 2 J-hook, porta bilanciere, barra trazioni multi presa, 4 ganci per fasce elastiche, 8 porta dischi ø50 mm e 25 mm, 12 ferma dischi a molla ø49 mm, 4 ferma dischi a molla ø47 mm. Attachments: cavigliera, corda, catena, landmine, 2 maniglie trazioni regolabili, barra lat pull-down, barra row, barra tricipiti dritta.
EQUIPMENT/NOTES 4-IN-1 dual pulley&row, lat machine, smith machine, rack. Foldable save-space. Dumbbell bar, 2 J-hooks, barbell storage, multi-grip chin-up bar, 4 pegs for resistance band, 8 weight plates holders for ø50 mm and ø25 mm plates, 12 olympic spring clips ø49 mm and 4 spring clips ø25 mm. Attachments: ankle strap, rope, chain, landmine, 2 adjustable Y- handles, lat pull-down bar, row bar, short straight bar.

ASX2000


COD. ASX-2000



- **PESO MASSIMO UTILIZZATORE 135 Kg**
MAX USER WEIGHT 135 Kg
- **PULLEY regolabile 339-1839 mm su 21 livelli interasse 75 mm**
PULLEYS adjustable on 21 levels (339-1839 mm) distance 75 mm
- **J-CUP/SAFETY SPOTTER ARMS Extra strong spessore 5 mm con protezione UHMW (Ultra High Molecular Weight). Regolabile 314-1814 mm su 31 livelli interasse 50 mm**
J-CUP/SAFETY SPOTTER ARMS Extra strong - 5 mm thickness with UHMW (Ultra High Molecular Weight) protection pads, adjustable on 31 levels (314-1814 mm) distance 50 mm
- **DIMENSIONE PRODOTTO 1990x1500x2200 mm**
SET UP SIZE 1990x1500x2200 mm
- **STRUTTURA TUBOLARE a sezione rettangolare 50x70 mm - spessore 2 mm e quadrata 50x50 mm - spessore 2 mm**
TUBING SECTION rectangular tubing 50x70 mm - thickness 2 mm and square tubing 50x50 mm thickness 2 mm
- **BILANCIERE 1980mm, scorrimento su cuscinetti a sfera, 2 sicurezze con gancio regolabile, regolabili su 12 posizioni (523 - 1733 mm), passo 110 mm. Diametro porta dischi da 50 mm e da 25 mm**
BARBELL 1980mm, linear bearings sliding, 2 safety systems with hook to avoid barbell falling, vertically adjustable on 12 levels (523 - 1733 mm), distance 110 mm. Weight plate holder diameter suitable for 50 mm and 25 mm weight plates.
- **DOTAZIONI/NOTE 3-IN-1 dual pulley, smith machine, rack. 2 J-hook, coppia fermi di sicurezza bilanciere con rulli gambe in foam, barra trazioni, parallele, porta bilanciere, 4 porta dischi ø50 mm e 25 mm, 10 ferma dischi a molla ø49 mm, 10 ferma dischi a molla ø47 mm. Attachments : cavigliera, landmine, 2 maniglie trazioni, bilanciere curl.**
EQUIPMENT/NOTES 3-IN-1 dual pulley, smith machine, rack. 2 J-hooks, 2 safety spotter arms with 1 set leg holder foam, chin-up bar, dip up bar, barbell storage, 4 weight plates holders for 50 mm and 25 mm plates, 10 olympic spring clips ø49 mm, 10 spring clips ø47 mm. Attachments : ankle strap, landmine, 2 Y- handles, curved bar.

HSX3000

COD. HSX-3000



- **PESO MASSIMO STRUTTURA**
(UTILIZZATORE + CARICO PESI) 500 Kg
MAX STRUCTURE WEIGHT
(USER + LOADED WEIGHTS) 500 Kg
- **DIMENSIONI PRODOTTO** 2210x1070x1775 mm
SET UP SIZE 2210x1070x1775 mm
- **STRUTTURA TUBOLARE** in acciaio rinforzato a sezione rettangolare 70x50x2,5 mm, 50x100x2,5 mm e quadrata 50x50x3 mm, 50x50x2,5mm, 50x50x2 mm
TUBING SECTION reinforced-steel rectangular tube 70x50x2,5 mm, 50x100x2.5 mm and square tube 50x50x3 mm, 50x50x2,5mm, 50x50x2 mm
- **DOTAZIONI/NOTE** 2-IN-1 leg press, hack squat. Maniglie con funzione fermi di sicurezza su entrambe le posizioni di allenamento, 2 ganci per fasce elastiche, piedini in gomma anti scivolo, sistema di carico dischi ø50 mm e 25 mm di facile accesso sotto al carrello, 4 ferma dischi a molla ø25 spring clip, 2 ferma dischi a molla ø 49 mm.
EQUIPMENT/NOTES 2-IN-1 leg press, hack squat. Hold down handles on both training positions, 2 pegs for resistance band, anti-slip rubber feet, easy-access under-carriage plate load system suitable for ø25 mm and ø50 mm weight plates, 4 spring clip ø25, 2 olympic spring clip ø 49 mm.

TCCRX
PROFESSIONAL LINE